

# Rutherford Counter Table

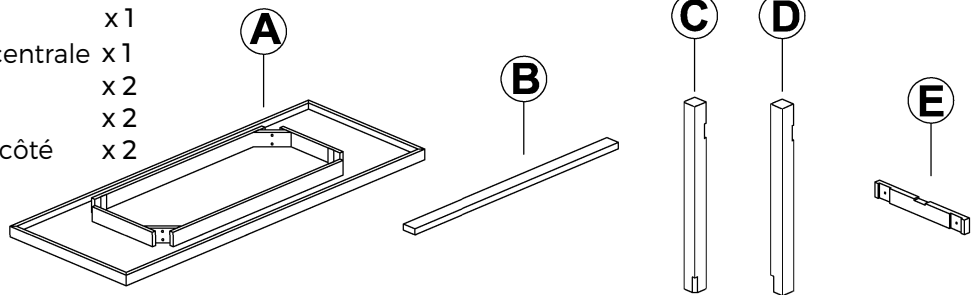
## Table comptoir Rutherford

Assembly Instructions / Instructions d'assemblage

# URBAN BARN

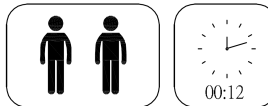
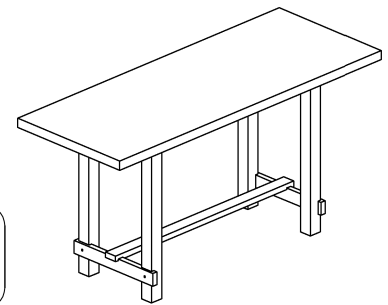
### Parts Packing and Configurations/Pièces

- A.Top/Dessus de table x 1
- B.Center Stretcher/Barre centrale x 1
- C.Leg-C/Patte C x 2
- D.Leg-D/Patte D x 2
- E.Side Stretcher/Barre de côté x 2

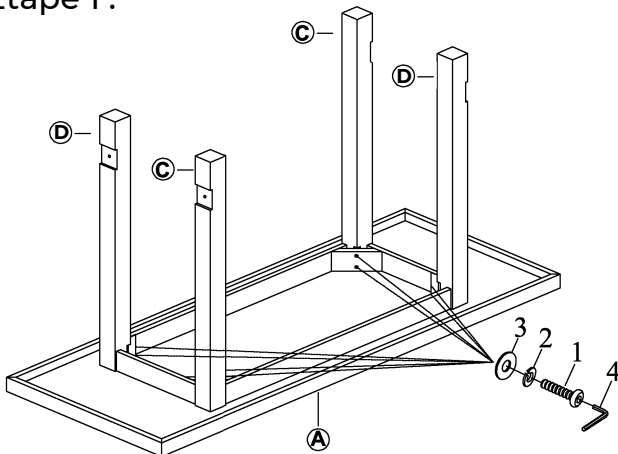


### Hardware enclosed in carton/Matériel fourni dans la boîte

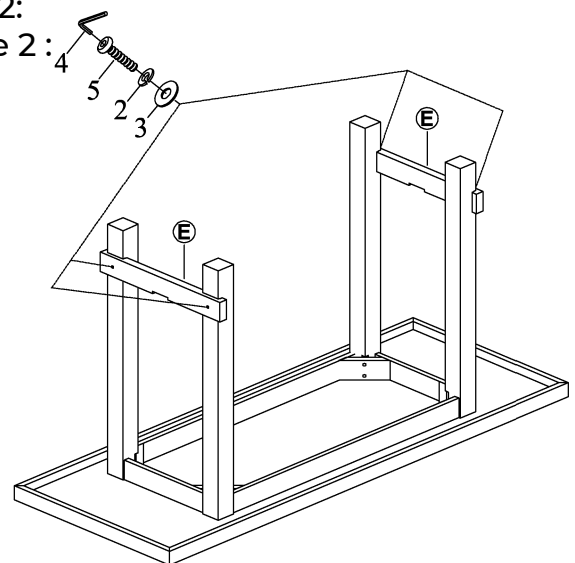
No	Description	Image	Qty/Qté
1	Allen Bolt/Boulon Allen (5/16" x 2")		x8
2	Lock Washer/Rondelle de sécurité (5/16")		x14
3	Flat Washer/Rondelle plate (5/16")		x14
4	Allen Key/Clé Allen 5mm		x1
5	Allen Bolt/Boulon Allen (5/16"x1-3/4")		x6



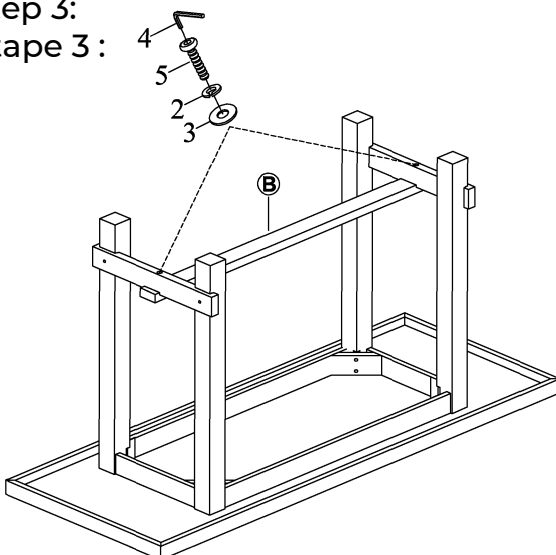
### Step 1: Étape 1 :



### Step 2: Étape 2 :



### Step 3: Étape 3 :



### Assembly Complete Assemblage complété

